


High CV Conformal Coated Radial Leaded Capacitors [Rated Voltage : 16V-5KV]

RXX Series



◆ Features

- Good frequency response
- Rugged design for harsh environments
- High current carrying capability
- High reliability
(also available with MIL or HIREL screening)
- Available in RoHS or Pb solder
- Also available in customer sizes (Consult factory)

◆ Applications

- Input or output filter for switchmode power supply
- Inverters or converters
- Surge protection
- Voltage multipliers
- Other applications requiring high CV

◆ Summary of Specification

Operating Temperature	-55~+125 °C
Rated Voltage	16V to 5KV
Temperature Coefficient	NPO : $\leq \pm 30\text{ppm}/^\circ\text{C}$, -55~+125 °C (EIA Class I)
	X7R : $\leq \pm 15\%$, -55~+125 °C (EIA Class II)
	BX (BR, BQ) : $\leq \pm 15\%$, -55~+125 °C (EIA Class II)
Capacitance Range(at 25 °C)	NPO :100pF to 2.7uF
	X7R :300pF to 56uF
	BX (BR, BQ) : Consult Factory
Dissipation Factor :	NPO : $Q \geq 1000$
	X7R : D.F. $\leq 2.5\%$
	BX (BR, BQ) : D.F. $\leq 2.5\%$
Insulation Resistance	10GΩ or 1000/C Ω whichever is smaller
Aging	NPO:0% ; X7R: 2.50 % ; BX (BR, BQ): 1.00%
DWV	2.5 × RV (RV $\leq 200\text{V}$)
	2.0 × RV (RV < 500V)
	1.5 × RV (RV = 500V)
	1.2 × RV (RV > 500V)
VTL	NPO: $\pm 30 \text{ ppm}/^\circ\text{C}$
	X7R:N/A
	BX:+15%~ -25%
	BR:+15%~ -40%
	BQ:+15%~ -50%














◆ How To Order



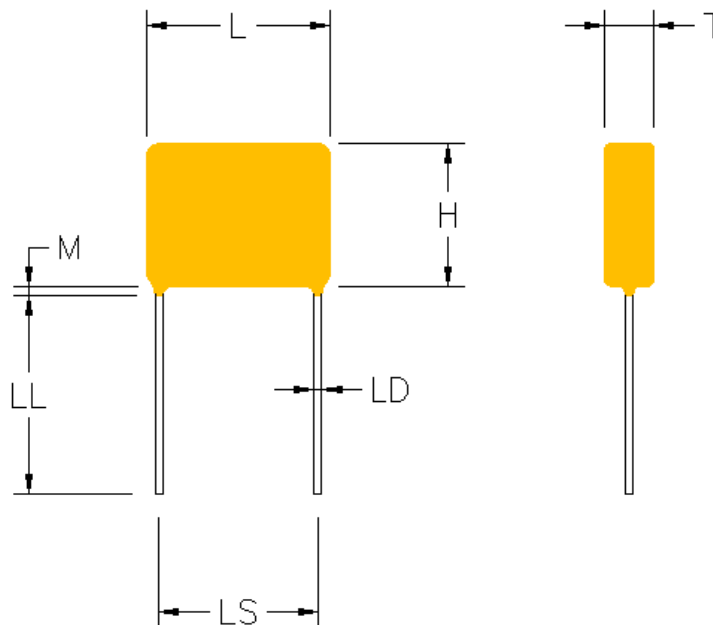
Product Code	Size Code	Dielectric	Capacitance Unit : pF	Tolerance	Rated Voltage	Packaging	Test	Special Requirement
R: High CV Conformal Radial Leaded Capacitors	EX.: 01 02 03 04	Ex.: N: NPO X: X7R M:BX/BR/BQ	Ex.: 100:10×10 ⁰ 471:47×10 ¹ 102:10×10 ² 102:10×10 ³	Ex.: D: +/-0.50pF J : +/- 5% K : +/-10% M: +/-20%	Ex.: 050:50Vdc 201:200Vdc 501:500Vdc 102:1000Vdc 502:5000Vdc	EX : T: Taping &Reel B: Bulk	EX : H: Hi reliability test N: Normal test	Ex.: 000: Standard 001~999: Customer special requirement.

◆ Dimension

Dimension Unit : inches [mm]

Size Code	Pictures	L	H	T	LS	LL	LD
01		.200 (5.08)	.200 (5.08)	.200 (5.08)	.200 (5.08)	1.0 (25.4) min.	.020 (.508)
02		.250 (6.35)	.220 (5.59)	.270 (6.86)	.170 (4.32)	1.0 (25.4) min.	.025 (.635)
03		.300 (7.62)	.330 (8.38)	.200 (5.08)	.200 (5.08)	1.0 (25.4) min.	.020 (.508)
04		.400 (10.16)	.400 (10.16)	.200 (5.08)	.200 (5.08)	1.0 (25.4) min.	.020 (.508)
05		.500 (12.7)	.500 (12.7)	.200 (5.08)	.400 (10.16)	1.0 (25.4) min.	.025 (.635)
06		.870 (22.1)	.600 (15.2)	.200 (5.08)	.790 (20.1)	1.0 (25.4) min.	.032 (.813)
07		1.100 (27.9)	.600 (15.2)	.200 (5.08)	.980 (24.9)	1.0 (25.4) min.	.032 (.813)
08		1.100 (27.9)	.600 (15.2)	.350 (8.89)	.980 (24.9)	1.0 (25.4) min.	.032 (.813)
09		.670 (17.0)	.540 (13.7)	.200 (5.08)	.575 (14.6)	1.0 (25.4) min.	.025 (.635)
10		.930 (23.6)	.720 (18.3)	.250 (6.35)	.800 (20.3)	1.0 (25.4) min.	.032 (.813)
11		1.450 (36.8)	.720 (18.3)	.320 (8.13)	1.375 (34.9)	1.0 (25.4) min.	.025 (.635)
12		.370 (9.4)	.300 (7.62)	.270 (6.86)	.275 (6.99)	1.0 (25.4) min.	.025 (.635)
13		.770(19.6)	.720(18.3)	.320(8.13)	.675(17.1)	1.0 (25.4) min.	.025 (.635)

All dimension values except LL values are Maximum



M:Meniscus Height .050" Max

◆ Capacitance Range

Maximum Capacitance and available Voltage for NP0 dielectric

Size Code	16V	25V	50V	100V	200V	500V	1KV	2KV	3KV	4KV	5KV
R01	223	153	123	103	562	182	821	471	221	151	101
R02	563	473	333	183	822	472	152	681	331	151	101
R03	124	703	603	503	403	203	682	332	182	102	471
R04	184	124	104	823	503	303	103	472	102	331	181
R05	394	244	204	184	114	703	223	103	682	222	103
R06	105	754	624	564	364	244	823	393	273	822	472
R07	135	824	684	564	394	264	104	473	333	103	522
R08	155	125	115	824	474	334	154	683	473	183	103
R09	454	334	274	224	184	563	273	822	562	272	182
R10	155	105	904	754	474	304	124	623	393	123	562
R11	275	185	165	125	684	474	224	823	563	273	183
R12	164	104	823	683	393	273	822	392	821	271	161
R13	704	484	424	354	224	124	573	273	143	522	272

■ Other dimensions, capacitance values and voltages rating are available. Please contact HEC.

Maximum Capacitance and available Voltage for X7R dielectric

Note: Extended ranges shown in / **BOLD**

Size Code	16V	25V	50V	100V	200V	500V	1KV	2KV	3KV	4KV	5KV
R01	105/ 205	964/ 155	824/ 105	654/ 684	374	963	682	332	152	501	301
R02	145/ 275	125/ 185	105/ 125	824/ 824	424	124	183	332	222	102	501
R03	475/ 565	275/ 475	225/ 395	185/ 335	804	304	104	103	472	332	182
R04	825/ 106	475/ 685	335/ 475	275/ 335	105	474	184	104	683	223	103
R05	126/ 156	955/ 126	755/ 106	625/ 685	475	115	334	184	104	333	183
R06	396	286	246	186	685	305	105	474	334	104	473
R07	336	276	226	106	685	245	824	564	334	224	823
R08	606	526	476	376	226	565	185	824	564	274	104
R09	186	156	126	106	875	205	394	124	563	273	822
R10	476	396	306	246	166	805	275	155	105	334	184
R11	117	107	826	676	426	106	275	165	824	394	224
R12	685/ 825	395/ 565	275/ 395	255/ 295	824	394	124	823	563	183	822
R13	276	206	176	126	755	575	155	624	194	543	263

■ Other dimensions, capacitance values and voltages rating are available. Please contact HEC.

Maximum Capacitance and available Voltage for BX dielectric

VTL	BX	BX	BR	BQ
Size Code	50V	100V	200V	500V
R01	534	284	184	763
R02	704	444	254	104
R03	105	644	384	164
R04	155	964	584	234
R05	495	305	185	724
R06	126	755	465	185
R07	156	965	595	235
R08	306	186	985	405
R09	835	525	315	125
R10	196	126	685	275
R11	476	286	156	605
R12	225	135	784	324
R13	176	925	525	215

■ Other dimensions, capacitance values and voltages rating are available. Please contact HEC.