



the standard in safety

Underwriters
Laboratories

VP Engineering
HOLY STONE ENTERPRISE CO LTD
56 LANE 90 KUNG WU RD
WU LIN VILLAGE
LUNG TAN HSIANG
TAOYUAN HSIEN 325 TAIWAN

Date: 2008/01/22
Subscriber: 459147001
PartySite: 97715
File No: E229738
Project No: 08CA03509
PD No: 08002277
Type: R
PO Number: JERRY LIN 18-DEC

Subject: **Procedure And/Or Report Material**

The following material resulting from the investigation under the above numbers is enclosed.

Issue

<u>Date</u>	<u>Vol</u>	<u>Sec</u>	<u>Pages</u>	<u>Revised Date</u>
	1		Revised Index Page(s) 1	2008/01/21
2005/03/15	1	3	Revised Description Page(s) 1,3	2008/01/21
2005/03/15	1	3	New Test Record 2	2008/01/21

Inspections at your plant will be conducted under the supervision of MARSY MA, UL INSPECTION CENTER TAIPEI, UL INTERNATIONAL SERVICES LTD, 260 DA-YEH RD, 5TH FL, PEITOU, TAIPEI CITY, Taiwan, 112., PHONE: 2-2893-8033, FAX: 2-2897-8628, EMAIL: MARSY.MA@IW.UL.COM

Please file revised pages and illustrations in place of material of like identity. New material should be filed in its proper numerical order.

NOTE: Follow-Up Service Procedure revisions DO NOT include Cover Pages, Test Records and Conclusion Pages. Report revisions DO NOT include Authorization Pages, Indices, Section General Pages and Appendixes.

Please review this material and report any inaccuracies to (886-2-2896-7790), referring to the above Project and/or PD Numbers.

This material is provided on behalf of Underwriters Laboratories Inc. (UL) or any authorized licensee of UL.

TPI File

UL INSPECTION CENTER 818



VP Engineering
HOLY STONE ENTERPRISE CO LTD
56 LANE 90 KUNG WU RD
WU LIN VILLAGE
LUNG TAN HSIANG
TAOYUAN HSIEN 325 TAIWAN

Date: 2008/02/05
Subscriber: 459147001
PartySite: 97715
File No: E229738
Project No: 08CA06201
PD No: 08004218
Type: R
PO Number: JERRY LIN 18-JAN

Subject: **Procedure And/Or Report Material**

The following material resulting from the investigation under the above numbers is enclosed.

Issue

<u>Date</u>	<u>Vol</u>	<u>Sec</u>	<u>Pages</u>	<u>Revised Date</u>
		1	Revised Index Page(s) 1	2008/01/31
2002/08/20	1	1	Revised Description Page(s) 1	2008/01/31
2002/08/20	1	1	New Test Record 2	2008/01/31
2003/06/23	1	2	Revised Description Page(s) 1	2008/01/31
2003/06/23	1	2	New Test Record 3	2008/01/31

Inspections at your plant will be conducted under the supervision of MARSY MA, UL INSPECTION CENTER TAIPEI, UL INTERNATIONAL SERVICES LTD, 260 DA-YEH RD, 5TH FL, PEITOU, TAIPEI CITY, Taiwan, 112., PHONE: 2-2893-8033, FAX: 2-2897-8628, EMAIL: MARSY.MA@IW.UL.COM

Please file revised pages and illustrations in place of material of like identity. New material should be filed in its proper numerical order.

NOTE: Follow-Up Service Procedure revisions DO NOT include Cover Pages, Test Records and Conclusion Pages. Report revisions DO NOT include Authorization Pages, Indices, Section General Pages and Appendixes.

Please review this material and report any inaccuracies to (886-2-2896-7790), referring to the above Project and/or PD Numbers.

This material is provided on behalf of Underwriters Laboratories Inc.(UL) or any authorized licensee of UL.

TPI File

UL INSPECTION CENTER 818



File E229738

Vol 1

Issued 08/20/2002

FOLLOW-UP SERVICE PROCEDURE
(TYPE R)

COMPONENT - INFORMATION TECHNOLOGY EQUIPMENT INCLUDING
ELECTRICAL BUSINESS EQUIPMENT
(NWGQ2, NWGQ8)

Manufacturer: HOLY STONE ENTERPRISE CO LTD
(459147-001) 56 LANE 90 KUNG WU RD
WU LIN VILLAGE
LUNG TAN HSIANG
TAOYUAN HSIEN TAIWAN

Applicant: SAME AS MANUFACTURER
(459147-001)

Recognized Company: SAME AS MANUFACTURER
(459147-001)

This Procedure authorizes the above Manufacturer to use the marking specified by Underwriters Laboratories Inc. only on products covered by this Procedure, in accordance with the applicable Follow-Up Service Agreement.

The prescribed Mark or Marking shall be used only at the above manufacturing location on such products which comply with this Procedure and any other applicable requirements.

The Procedure contains information for the use of the above named Manufacturer and representatives of Underwriters Laboratories Inc. and is not to be used for any other purpose. It is lent to the Manufacturer with the understanding that it is not to be copied, either wholly or in part, and that it will be returned to Underwriters Laboratories Inc. upon request.

This PROCEDURE, and any subsequent revisions, is the property of UNDERWRITERS LABORATORIES INC. and is not transferable.

UNDERWRITERS LABORATORIES INC.

A handwritten signature in cursive script, appearing to read 'A.W. Schaefer'.

A.W. Schaefer
Vice President and General Manager
Laboratory Management and Operations

N

Recognized Component Marking Data Page (RCMDP)
(File immediately After Authorization Page)

RECOGNIZED COMPONENT MARKING

Products Recognized under UL's Component Recognition Service are identified by marking elements consisting of:

1. The Recognized Company's identification specified in this document.
2. A catalog, model or other applicable product designation specified in the descriptive sections of this document.
3. The UL Recognized Component Mark shown below.
 - (A) Recognized only to Canadian safety requirements, or;
 - (B) Recognized to both U.S. and Canadian safety requirements.

Only those components, which actually bear the marking, should be considered as being covered under the Recognition Program. The UL Listing or Classification Mark is not authorized for use on or in connection with Recognized Components.

Recognized Component Mark

(A)



(B)



Minimum size of the Recognized Component Mark is not specified as long as it is legible. Minimum height of the registered symbol shall be 3/64 inch but may be omitted if it is out of proportion to the Recognized Component Mark or not legible to the naked eye.

The manufacturer may reproduce the Mark electronically. Any decision regarding the acceptability of the manufacturer's Mark reproduction will be made at the Reviewing Office.

INDEX

*

Model Numbers	Section	Requirements Evaluated to (USR and/or CNR)
SCC1808N***#302T, SCC1808X***#302T and SCC1808X***#302TS , where *** represent code for capacitance value 2 PF - 1800 pF and where # represents code (B, C, D, J, K, M) for capacitance tolerance.	1	USR/CNR
SCC1808N***#502T, SCC1812X***#502T, SCC2211X***#502T, SCC2208X***#502T and SCC2220X***#502T, where *** represent code for capacitance value 2 pF - 3300 pF and # represents code (B, C, D, J, K, M) for capacitance tolerance.	2	USR/CNR
Models SCC2220X472#502T, and SCC1808X***#502T, SCC2208N***#602T, SCC2211N***#602T, SCC2220N***#602T, where *** represent code for capacitance value 2 pF - 1200 pF and # represents code (B, C, D, J, K, M)for capacitance tolerance.	3	USR/CNR

DESCRIPTION

PRODUCT COVERED:

*USR/CNR - TNV/SELV Isolation Capacitors, Models SCC1808N***#302T, SCC1808X***#302T **and** SCC1808X***#302TS, where *** represent code for capacitance value 2 pF - 1800 pF and where # represents code (B, C, D, J, K, M) for capacitance tolerance.

ELECTRICAL RATINGS: (Optional)

SCC1808N***#302T - 2 pF to 1000 pF, 250 V ac
SCC1808X***#302T - 150 pF to 1800 pF, 250 V ac

ENGINEERING CONSIDERATIONS (NOT FOR FIELD REPRESENTATIVE'S USE):

Use - For use only in (or with) complete equipment where the acceptability of the combination is determined by Underwriters Laboratories Inc.

Special Considerations - The following items are considerations that were used when evaluating this product.

*

USR/CNR indicates investigation to the US and Canadian (Bi-National) Standard for Safety of Information Technology Equipment, Including Electrical Business Equipment, CAN/CSA C22.2, No. 60950-1-03/UL60950-1, First Edition, including revisions through revision dated October 31, 2007.

Conditions of Acceptability - When installed in the end-use equipment, consideration shall be given to the following:

1. These capacitors were evaluated as basic insulation between TNV and SELV circuits only.
2. Creepages and clearances were evaluated considering the maximum working TNV circuit voltages present as 120 Vrms and 200 Vpk.
3. The Electric Strength Test was conducted at 1414 V dc.
4. A suitable electrical and fire enclosure shall be provided.
5. These components are subject to 100% Production Line Dielectric Withstand Tests.


CONSTRUCTION DETAILS:

See Section General for additional details.

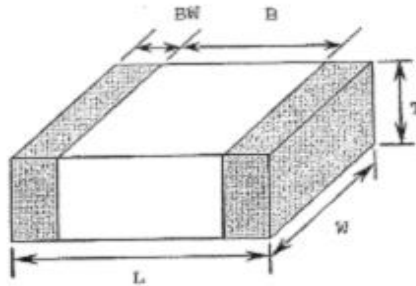
Model Differences - All models are similar except for electrical rating.

MODEL SCC1808N***#302T and SCC1808X***#302T - FIG. 1

General - Refer to ILL. 1 for physical dimensions.



N020018734

6. Dimensions**6.1 Configuration and Dimension :**

Unit:mm

TYPE	L	W	T (max)	B (min)	BW (min)
1808	4.60±0.30	2.00±0.20	2.20	3.00	0.30

TEST RECORD NO. 2

TEST PROGRAM DETAILS:

No tests were conducted necessary due to upgrade standard to UL60950-1, adding models SCC1808X***#302TS and no hazardous consideration.

Test Record Summary:

The results of this investigation, including construction review and testing, indicate that the products evaluated comply with the applicable requirements in the U.S. and Canadian (Bi-National) Standard for Information Technology Equipment - Safety - Part 1: General Requirements, CAN/CSA-C22.2 No. 60950-1-03 * UL 60950-1, First Edition, including revisions through revision date October 31, 2007. and, therefore, such products are judged eligible to bear UL's Mark as described on the Conclusion Page of this Report.

Report by:
LILY SU
Associate Project Engineer

Reviewed by:
DAVID TSOU
Associate Project Engineer

Any information and documentation provided to you involving UL Mark services are provided on behalf of Underwriters Laboratories Inc.



File E229738
Project 03CA14923

June 23, 2003

REPORT

ON

COMPONENT - INFORMATION TECHNOLOGY EQUIPMENT,
INCLUDING ELECTRICAL BUSINESS EQUIPMENT

Holy Stone Enterprise Co., Ltd.
Tao-Yuan, Taiwan

Copyright © 2003 Underwriters Laboratories Inc.

Underwriters Laboratories Inc. authorizes the above-named company to reproduce this Report provided it is reproduced in its entirety.

Underwriters Laboratories Inc. authorizes the above-named company to reproduce that portion of this Report consisting of this Cover Page through Page 1.

DESCRIPTION

PRODUCT COVERED:

USR/CNR TNV/SELV Isolation Capacitors, Models SCC1808N***#502T, SCC1812X***#502T, SCC2208X***#502T, SCC2211X***#502T and SCC2220X***#502T, where *** represent code for capacitance value 2 pF - 3300 pF and # represents code (B, C, D, J, K, M) for capacitance tolerance.

ELECTRICAL RATINGS: (Optional)

SCC1808N***#502T - 2 pF to 150 pF, 250 V ac
SCC1812X***#502T - 130 pF to 1000 pF, 250 V ac
SCC2208X***#502T - 36 pF to 1000 pF, 250 V ac
SCC2211X***#502T - 68 pF to 2200 pF, 250 V ac
SCC2220X***#502T - 130 pF to 3300 pF, 250 V ac

ENGINEERING CONSIDERATIONS (NOT FOR FIELD REPRESENTATIVE'S USE):

Use - For use only in (or with) complete equipment where the acceptability of the combination is determined by Underwriters Laboratories Inc.

Special Considerations - The following items are considerations that were used when evaluating this product.

*

USR/CNR indicates investigation to the US and Canadian (Bi-National) Standard for Safety of Information Technology Equipment, Including Electrical Business Equipment, CAN/CSA C22.2, No. 60950-1-03/UL60950-1, First Edition, including revisions through revision dated October 31, 2007.

Conditions of Acceptability - When installed in the end-use equipment, consideration shall be given to the following:

1. These capacitors were evaluated as basic insulation between TNV and SELV circuits only.
2. Creepages and clearances were evaluated considering the maximum working TNV circuit voltages present as 120 Vrms and 200 Vpk.
3. The Electric Strength Test was conducted at 2121 V dc.
4. A suitable electrical and fire enclosure shall be provided.
5. These components are subject to 100% Production Line Dielectric Withstand Tests.


CONSTRUCTION DETAILS:

See Section General for additional details.


Model Differences - All models are similar except for electrical rating.

MODEL SCC1808N***#502T - FIG. 1
MODEL SCC1812X***#502T - FIG. 2
MODEL SCC2211X***#502T - FIG. 3
MODEL SCC2220X***#502T - FIG. 4


General - Refer to ILL. 1 for physical dimensions.




N030027576



N030027577



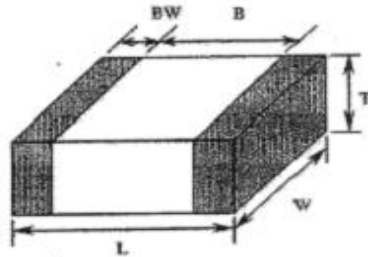
N030027578



N030027579

**CERTIFIED SAFETY CAPACITORS**

SCC-U 004

Dimensions

Unit:mm

TYPE	L	W	T (max)	B (min)	BW (min)
1808	4.60 ±0.30	2.00 ±0.20	2.20	3.00	0.30
1812	4.60 ±0.30	3.20 ±0.30	3.50	3.00	0.30
2211	5.70 ±0.40	2.80 ±0.30	3.00	3.00	0.30
2220	5.70 ±0.40	5.00 ±0.40	5.00	3.00	0.30

N030027580

TEST RECORD NO. 1

TEST PROGRAM DETAILS:

The manufacturer submitted representative production samples of TNV/SELV Isolation Capacitor, Models SCC1808N series, SCC1812X series, SCC2211X series, SCC2220X series.

The following tests were conducted in accordance with the Standard for Safety of Information Technology Equipment, CSA C22.2, No. 60950/UL60950, Third Edition, including revisions through revision dated March 15, 2002.

Only the following tests were deemed necessary.

<u>Sub clause</u>	<u>Description</u>
6.2.2, 6.2.2.2	Electric Strength Test Procedure; Steady-State Test

The test methods and results of the above tests have been reviewed and found to be in accordance with the requirements in the Standards noted above. Test results are valid only for the tested equipment.

Tmra 25°C.

Test results reported relate only to the items tested.

TEST RECORD NO. 3

TEST PROGRAM DETAILS:

No tests were conducted necessary due to upgrade standard to UL60950-1 and no hazardous consideration.

Test Record Summary:

The results of this investigation, including construction review and testing, indicate that the products evaluated comply with the applicable requirements in the U.S. and Canadian (Bi-National) Standard for Information Technology Equipment - Safety - Part 1: General Requirements, CAN/CSA-C22.2 No. 60950-1-03 * UL 60950-1, First Edition, including revisions through revision date October 31, 2007. and, therefore, such products are judged eligible to bear UL's Mark as described on the Conclusion Page of this Report.

Report by:
LILY SU
Associate Project Engineer

Reviewed by:
DAVID TSOU
Associate Project Engineer

Any information and documentation provided to you involving UL Mark services are provided on behalf of Underwriters Laboratories Inc.

CONCLUSION

A sample of the product covered by this Report has been found to comply with the requirements covering the class and the product is judged to be eligible for Component Recognition and Follow-Up Service. The manufacturer is authorized to use the Recognized Marking described in the Follow-Up Service Procedure on such products which comply with said Procedure and any other applicable requirements of Underwriters Laboratories Inc. Only those products which properly bear the Recognized Marking are considered as Recognized Components by Underwriters Laboratories Inc.

Report by:

Ted Jong JS

TED JONG
Associate Project Engineer
Conformity Assessment Services
UL International Services Ltd.
Taiwan Branch

Reviewed by:

Joseph Chang JS

JOSEPH CHANG
Associate Project Engineer
Conformity Assessment Services
UL International Services Ltd.
Taiwan Branch

Pursuant to the Corporate Services Agreement between UL International Services Ltd. - Taiwan Branch and Underwriters Laboratories Inc., ("UL"), UL hereby accepts and issues this Report.

File E229738
Project 04CA55137

March 15, 2005

REPORT

on

COMPONENT - INFORMATION TECHNOLOGY EQUIPMENT
INCLUDING ELECTRICAL BUSINESS EQUIPMENT

Holy Stone Enterprise Co., Ltd.
Taoyuan Hsien Taiwan 325

Copyright © 2005 Underwriters Laboratories Inc.

Underwriters Laboratories Inc. authorizes the above-named company to reproduce this Report provided it is reproduced in its entirety.

Underwriters Laboratories Inc. authorizes the above-named company to reproduce the latest pages of that portion of this Report consisting of this Cover Page through Page 1.

DESCRIPTION

PRODUCT COVERED:

USR/CNR *TNV/SELV Isolation Capacitors, Models SCC2220X472#502T, and SCC1808X***#502T, SCC2208N***#602T, SCC2211N***#602T, SCC2220N***#602T, where *** represent code for capacitance value 2 pF - 1200 pF and # represents code (B, C, D, J, K, M) for capacitance tolerance.

ELECTRICAL RATINGS: (Optional)

*SCC1808X***#502T - 150 pF to 1000 pF, 250 V ac
SCC2208N***#602T - 2 pF to 330 pF, 250 V ac
SCC2211N***#602T - 2 pF to 680 pF, 250 V ac
SCC2220N***#602T - 2 pF to 1200 pF, 250 V ac
SCC2220X472#502T - 4700 pF, 250 V ac

ENGINEERING CONSIDERATIONS (NOT FOR FIELD REPRESENTATIVE'S USE):

Use - For use only in (or with) complete equipment where the acceptability of the combination is determined by Underwriters Laboratories Inc.

Special Considerations - The following items are considerations that were used when evaluating this product.

*USR/CNR indicates investigation to the US and Canadian (Bi-National) Standard for Safety of Information Technology Equipment, Including Electrical Business Equipment, CAN/CSA C22.2, No. 60950-1-03/UL60950-1, First Edition, including revisions through revision dated **October 31, 2007**.

Conditions of Acceptability - When installed in the end-use equipment, consideration shall be given to the following:

1. These capacitors were evaluated as basic insulation between TNV and SELV circuits only.
2. The Electric Strength Test was conducted at 2113 V dc, based on 250 Vrms.
3. A suitable electrical and fire enclosure shall be provided.


CONSTRUCTION DETAILS:

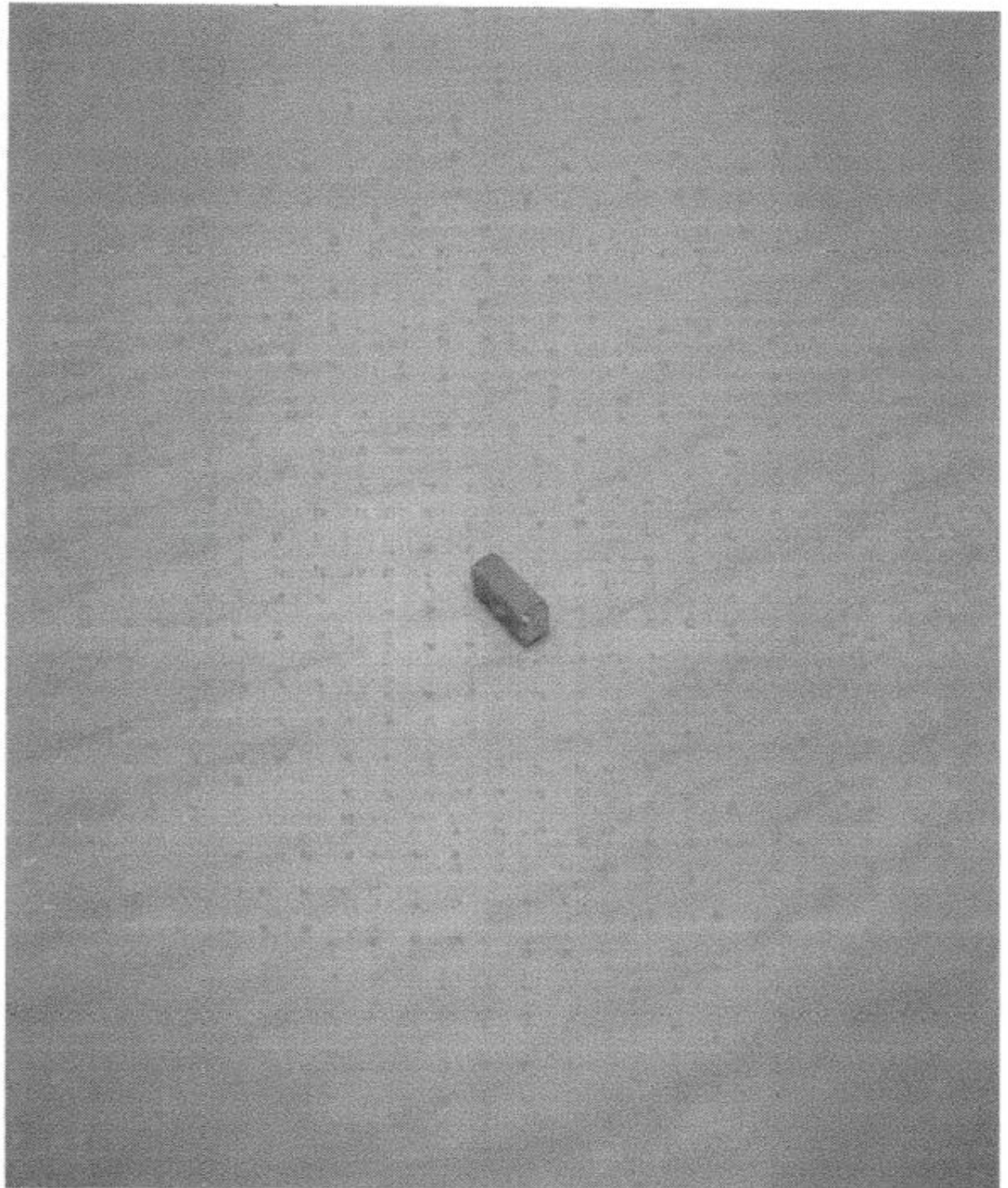
See Section General for additional details.

Model Differences - All models are similar except for electrical rating model designation and refer to ILL.1


*MODEL SCC1808X***#502T - FIG. 1
MODEL SCC2208N***#602T - FIG. 2
MODEL SCC2211N***#602T - FIG. 3
MODEL SCC2220N***#602T - FIG. 4
MODEL SCC2220X472#502T - FIG. 5

General - Refer to ILL. 1 for physical dimensions.





N050085850







2. Rated Voltage

AC 250Vrms

3. Application Product : MLCC (Multilayer Chip Capacitors)SCC2208N Series **NEW-2208 / NPO / 2pF to 330pF** SCC2208N***#602T

(2.5,6.8,8.2,10,12,15,18,22,27,33,36,39,47,56,68,82,100,120,130,150,180, 200,220,270, 300,330 pF)

Ex.: Part No. : SCC2208N331J602T

SCC2211N Series **NEW-2211 / NPO / 2pF to 680pF** SCC2211N***#602T

(2.5,6.8,8.2,10,12,15,18,22,27,33,36,39,47,56,68,82,100,120,130,150,180, 200,220,270, 300,330,390,430,470,510,560,620,680 pF)

Ex.: Part No. : SCC2211N681JC602T

SCC2220N Series **NEW-2220 / NPO / 2pF to 1200pF** SCC2220N***#602T

(2.5,6.8,8.2,10,12,15,18,22,27,33,36,39,47,56,68,82,100,120,130,150,180, 200,220,270, 300,330,390,430,470,510,560,620,680,750,820,1000,1200 pF)

Ex.: Part No. : SCC2220N102J602T

SCC1808X Series **New-1808 / X7R / 150pF to 1000pF** SCC1808X***#502T

(150,180,200,220,270,300,330,390,430,470,510,560,620,680, 750,820,1000 pF)

Ex.: Part No. : SCC1808X102K502T

SCC2208X Series **New-2208 / X7R / 36pF to 1000pF** SCC2208X***#502T

(36,39,47,56,68,82,100,120,130,150,180,200,220,270,300,330,390,430,470,510,560,620, 680, 750,820,1000 pF)

Ex.: Part No. : SCC2208X102K502T

SCC2220X472#502T Addition

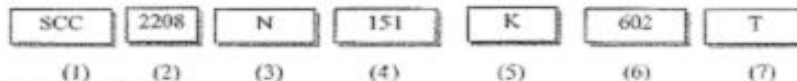
Ex.: Part No. : SCC2220X472K502T

*** : Capacitance

: Capacitance Tolerance

4. 認選規格 :

How To Order :



(1) Product Code

(2) Chip Capacitor Size

Ex. unit : mm(inch)

Code	Length×Width
1808	4.60×2.00 (.18×.08)
2208	5.70×2.00 (.22×.08)
2211	5.70×2.80 (.22×.11)
2220	5.70×5.00 (.22×.20)

(3) Parts Material Temperature Coefficient

Code	Temperature Coefficient
X	X7R
N	NPO

(4) Capacitance

unit :pico farads(pF)

Code	Nominal Capacitance
470	47
151	150
102	1000

※ If there is a decimal point, it shall be expressed by an English capital letter R.

(5) Capacitance Tolerance

Code	Tolerance	Nominal Capacitance
B	$\pm 0.10\text{pF}$	Less Than 10 pF
C	$\pm 0.25\text{pF}$	
D	$\pm 0.50\text{pF}$	
J	$\pm 5.00\%$	More Than 10 pF (Include 10 pF)
K	$\pm 10.0\%$	
M	$\pm 20.0\%$	

(6) Dielectric Strength (D.W.V.)

(7) Packaging

Code	Type
T	Taping & Reel
B	Bulk

TEST RECORD NO. 1

TEST PROGRAM DETAILS:

The manufacturer submitted representative production samples of TNV/SELV Isolation Capacitor, Models SCC2220X472K502T, and SCC1808X***#502T, SCC2208X***#502T, SCC2208N***#602T, SCC2211N***#602T, SCC2220N***#602T, where *** represent code for capacitance value 2 pF - 1000 pF and # represents code (B, C, D, J, K, M) for capacitance tolerance.

The following tests were conducted in accordance with the Standard for Safety of Information Technology Equipment, CSA C22.2, No. 60950-1-03/UL60950-1, First Edition, including revisions through revision dated November 26, 2003.

Only the following tests were deemed necessary.

<u>Sub clause</u>	<u>Description</u>
5.2.2	Electric Strength Test

Tests were conducted at UL Lab.

The test methods and results of the above tests have been reviewed and found to be in accordance with the requirements in the Standards noted above. Test results are valid only for the tested equipment.

The unit weights less than 0.01kg and was considered for building-in.

Tmra 25°C.

Test results reported relate only to the items tested.

TEST RECORD NO. 2

TEST PROGRAM DETAILS:

No tests were conducted necessary due to change model name from SCC2220X472K502T to SCC2220X472#502T and no hazardous consideration.

Test Record Summary:

The results of this investigation, including construction review and testing, indicate that the products evaluated comply with the applicable requirements in the U.S. and Canadian (Bi-National) Standard for Information Technology Equipment - Safety - Part 1: General Requirements, CAN/CSA-C22.2 No. 60950-1-03 * UL 60950-1, First Edition, including revisions through revision date October 31, 2007. and, therefore, such products are judged eligible to bear UL's Mark as described on the Conclusion Page of this Report.

Report by:
LILY SU
Associate Project Engineer

Reviewed by:
JONES CHANG
Associate Project Engineer

Any information and documentation provided to you involving UL Mark services are provided on behalf of Underwriters Laboratories Inc.

CONCLUSION

A sample of the product covered by this Report has been found to comply with the requirements covering the class and the product is judged to be eligible for Component Recognition and Follow-Up Service. The manufacturer is authorized to use the Recognized Marking described in the Follow-Up Service Procedure on such products which comply with said Procedure and any other applicable requirements of Underwriters Laboratories Inc. Only those products which properly bear the Recognized Marking are considered as Recognized Components by Underwriters Laboratories Inc.

Report by:
WILLIAM WENG
Engineer

Reviewed by:
WISELY LIN
Engineer

LUCIEN YANG
Engineer

Any information and documentation provided to you involving UL Mark services are provided on behalf of Underwriters Laboratories Inc.